

NC DEPARTMENT
of COMMERCE
LABOR & ECONOMIC
ANALYSIS

LMI TUESDAYS!

Session 2025-10: Hot Fun in the Summertime!

July 1, 2025

Jeff Rosenthal
Manager, Occupational Analysis Team
NC Department of Commerce

Jamie Vaughn
Sr. Analyst for Market Intelligence
NC Department of Commerce

Summer Industries

- Let's look at outdoor recreation, fireworks (producing?), ice cream shops, pool clubs or golf clubs
- How to find which industry to look up (what its NAICS code is):
 - Bureau of Labor Statistics or
 - Census Bureau

Summer Industries

- Industry Lookup: Bureau of Labor Statistics [Industry Finder](#)

Industry Finder You are using the latest version of Industry Finder.

Version Type a keyword or code to search. Use quotes for whole words.

Index Items and Illustrative Examples Titles Descriptions All

Select a result below for NAICS industry full title, code, and description (7 results) (only 6-digit results available) **Sort:**

424690	Explosives (except ammunition and fireworks) merchant wholesalers
424690	Explosives (except ammunition, fireworks) merchant wholesalers
713990	Fireworks display services
325998	Fireworks manufacturing
423920	Fireworks merchant wholesalers
459999	Fireworks retailers
459999	Fireworks shops (i.e., permanent location)

Other Chemical and Allied Products Merchant Wholesalers: 424690 [Wholesale Trade Sector: 42]

Description

This industry comprises establishments primarily engaged in the merchant wholesale distribution of chemicals and allied products (except agricultural and medicinal chemicals, paints and varnishes, **fireworks**, and plastics materials and basic forms and shapes).

Summer Industries

- Industry Lookup: Census Bureau [NAICS Search](#)



North American Industry Classification System

Main	History	Development Partners	Federal Register Notices	FAQs	Reference Files ▾	NAPCS
------	---------	----------------------	--------------------------	------	-------------------	-------

NAICS Search

Enter keyword or 2-6 digit code

Enter keyword or 2-6 digit code

Enter keyword or 2-6 digit code

Introduction to NAICS

The North American Industry Classification System (NAICS) is the standard used by Federal statistical agencies in classifying business establishments for the purpose of collecting, analyzing, and publishing statistical data related to the U.S. business economy.

NAICS was developed under the auspices of the Office of Management and Budget (OMB), and adopted in 1997 to replace the [Standard Industrial Classification \(SIC\) system](#). It was developed jointly by the [U.S. Economic Classification Policy Committee \(ECPC\)](#), [Statistics Canada](#), and Mexico's [Instituto Nacional de Estadística y Geografía](#), to allow for a high level of comparability in business statistics among the North American countries.

This official U.S. Government Web site provides the latest information on plans for NAICS revisions, as well as access to various NAICS reference files and tools. Additional information on the background and development of NAICS is available in the [History](#) section of this Web site.

Summer Industries

- Industry Lookup: Census Bureau [NAICS Search](#)



North American Industry Classification System

Main History Development Partners Federal Register Notices FAQs Reference Files Search Results NAPCS

NAICS Search

Enter keyword or 2-6 digit code

2022 NAICS Search

Enter keyword or 2-6 digit code

2017 NAICS Search

Enter keyword or 2-6 digit code

2012 NAICS Search

Search Results

2022 NAICS Definition

T = Canadian, Mexican, and United States industries are comparable.

Search results for: fireworks

Number of records found: 5

- 325998 **Fireworks** manufacturing
- 423920 **Fireworks** merchant wholesalers
- 424690 Explosives (except ammunition, **fireworks**) merchant wholesalers
- 459999 **Fireworks** shops (i.e., permanent location)
- 713990 **Fireworks** display services

Summer Industries

- Industry Lookup: D4

4 DEMAND DRIVEN DATA DELIVERY

Data - Other tools Resources -

Select Geography: [Reset All Geographies](#) [Select All Geographies](#)

- North Carolina
 - County
 - Workforce Development Area (WDB)
 - Metropolitan Statistical Area (2023 Def)
 - Prosperity Zones

Quarterly Census of Employment and Wages (QCEW) ?

Data by Industry Industry by Size Groups

NAICS Level: Total (000000) Supersector or Domain Sector (2 digit) Subsector (3 digit) Industry Group (4 digit) Industry (5 digit) **Industry (6 digit)**

Industry: 325613 - Surface Active Agent Manufacturing 325620 - Toilet Preparation Manufacturing 325910 - Printing Ink Manufacturing 325920 - Explosives Manufacturing 325991 - Custom Compounding of Purchased Resins 325992 - Photographic Film, Paper, Plate, Chemical, and Copy Toner Manufacturing **325998 - All Other Miscellaneous Chemical Product and Preparation Manufacturing**

Ownership: **Aggregate of all types** Private Local Government State Government Federal Government

Year: 2024 2023 2022 2021 2020

Period: **Annual** Quarter 1 Quarter 2 Quarter 3 Quarter 4

Data: Establishments **Average Employment** Month 1 Employment Month 2 Employment Month 3 Employment **Total Wages** **Average Weekly Wage**

🏠 📄 ⬇️ 🗑️ ⬅️ 🔍

Year	Quarter	Area Name	Ownership	NAICS Code	Industry	Establishments	Average Employment	Average Weekly Wage
2024	00	North Carolina	Aggregate of all types	325998	All Other Miscellaneous Chemical Product and Preparation Manufacturing	42	1,121	\$1,886.00

Summer Industries (2024 Annual)

Industry	NAICS Code	NAICS Industry	Estb.	Emp.	Average Weekly Wage
Fireworks	325998	All Other Miscellaneous Chemical Product and Preparation Manufacturing	42	1,121	\$1,886.00
Ice Cream Trucks	722330	Mobile Food Services	362	1,184	\$406.00
Ice Cream Parlors	722515	Snack and Nonalcoholic Beverage Bars	2,465	27,503	\$418.00
Golf Clubs	713910	Golf Courses and Country Clubs	431	17,788	\$628.00
Swimming Pools	713940	Fitness and Recreation Sports Centers	1,748	26,841	\$343.00

Data available at: <https://d4.nccommerce.com/QCEWSelection.aspx>

Summer Industries Growth

Industry	NAICS Code	NAICS Industry	Estb. 2021	Estb. 2024	Emp 2021	Emp 2024
Fireworks	325998	All Other Miscellaneous Chemical Product and Preparation Manufacturing	31	42	1,024	1,121
Ice Cream Trucks	722330	Mobile Food Services	197	362	657	1,184
Ice Cream Parlors	722515	Snack and Nonalcoholic Beverage Bars	1,830	2,465	22,026	27,503
Golf Clubs	713910	Golf Courses and Country Clubs	390	431	14,560	17,788
Swimming Pools	713940	Fitness and Recreation Sports Centers	1,518	1,748	20,609	26,841

Data available at: <https://d4.nccommerce.com/QCEWSelection.aspx>

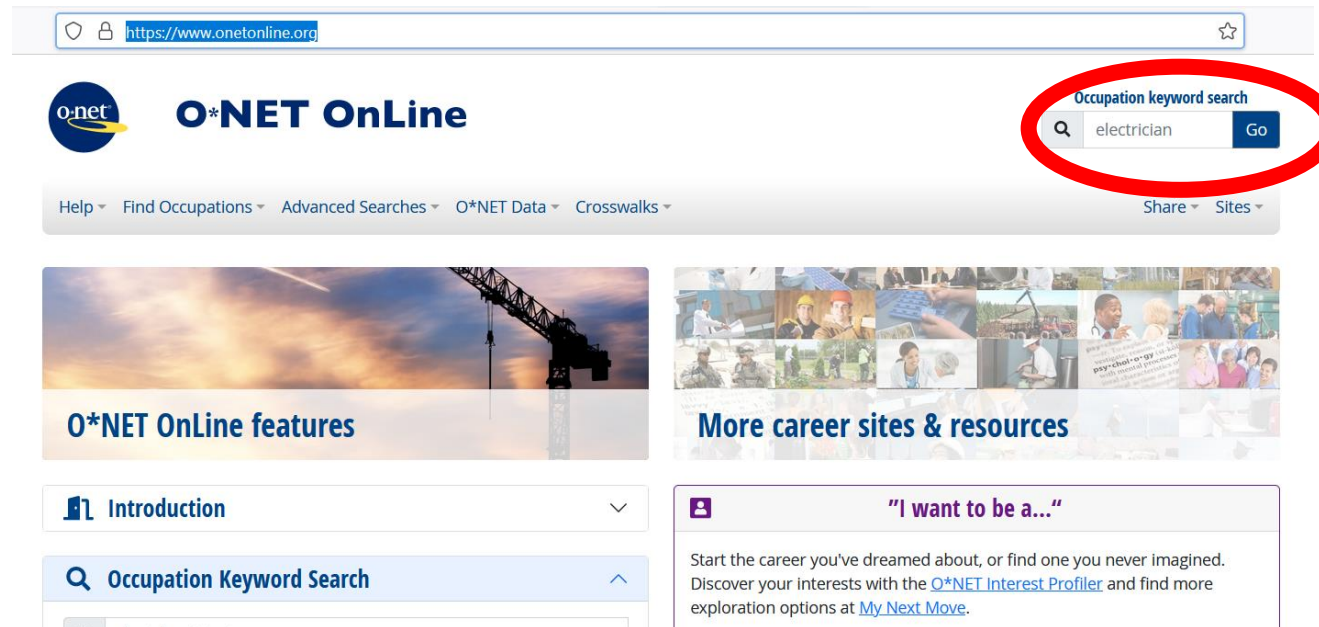
Summer Industries by Quarter

Time Period	NAICS Code	NAICS Industry	Estb.	Emp.	Average Weekly Wage
2021Q1	722330	Mobile Food Services	327	927	\$378.00
2021Q2	722330	Mobile Food Services	356	1,262	\$395.00
2021Q3	722330	Mobile Food Services	374	1,335	\$405.00
2021Q4	722330	Mobile Food Services	390	1,168	\$441.00
2024Q1	713910	Golf Courses and Country Clubs	426	15,116	\$617.00
2024Q2	713910	Golf Courses and Country Clubs	429	19,014	\$602.00
2024Q3	713910	Golf Courses and Country Clubs	436	20,142	\$617.00
2024Q4	713910	Golf Courses and Country Clubs	433	16,878	\$682.00

Data available at: <https://d4.nccommerce.com/QCEWSelection.aspx>

Summer Occupations

- Let's look at Lifeguards, Camp Counselors, and Landscaping Workers
- How to find which occupation to look up (what its SOC code is):
 - O*NET (<https://www.onetonline.org/>)



The screenshot shows the O*NET OnLine website interface. At the top, the browser address bar displays <https://www.onetonline.org/>. The O*NET OnLine logo is on the left. On the right, the "Occupation keyword search" bar is highlighted with a red circle; it contains the text "electrician" and a "Go" button. Below the search bar is a navigation menu with links for "Help", "Find Occupations", "Advanced Searches", "O*NET Data", "Crosswalks", "Share", and "Sites". The main content area features two large banners: "O*NET OnLine features" with a crane image and "More career sites & resources" with a collage of people. Below these are two sections: "Introduction" and "I want to be a..." which includes text about using the O*NET Interest Profiler and My Next Move.

Summer Occupations

- Let's look at Lifeguards, Camp Counselors, and Landscaping Workers
- Once you have your occupation code, go to our Demand Driven Data Delivery System (D4): <https://d4.nccommerce.com/OESSelection.aspx>

The screenshot shows the '4 DEMAND DRIVEN DATA DELIVERY' interface. The main title is 'Occupational Employment and Wages in North Carolina (OEWS)'. On the left, there is a 'Select Geography' panel with options for 'North Carolina', 'Balance of State', and 'Metropolitan Statistical Area (2023 Def)'. Below this are three dropdown menus: 'Occupation:', 'Industry:', and 'Data:'. The 'Occupation:' dropdown is open, showing a list of codes and descriptions. The 'Industry:' dropdown is also open, showing a list of codes and descriptions. The 'Data:' dropdown is open, showing a list of data types. At the bottom, there are icons for a grid, a document, a download, and a close button.

4 DEMAND DRIVEN DATA DELIVERY Data - Other tools Resources -

Select Geography:
Reset All Geographies
Select All Geographies
 North Carolina
 Balance of State
 Metropolitan Statistical Area (2023 Def)

Occupational Employment and Wages in North Carolina (OEWS) ?

Occupation:
00-0000 - Total, all occupations
11-0000 - Management occupations
13-0000 - Business and financial operations occupations
15-0000 - Computer and mathematical occupations
17-0000 - Architecture and engineering occupations
19-0000 - Life, physical, and social science occupations
21-0000 - Community and social service occupations
23-0000 - Legal occupations

Industry:
000000-Cross-industry, private, federal, state, and local
11 -Agriculture, Forestry, Fishing & Hunting
113 -Forestry and Logging
1133 -Logging
115 -Agriculture & Forestry Support Activity
1151 -Support Activities for Crop Production
1152 -Support Activities for Animal Production
21 -Mining

Data:
Employment
Employment Relative Standard Error
Response Rate(%)
Hourly wage; mean
Annual wage; mean
Wage Relative Standard Error
Hourly wage; 10th percentile
Hourly wage; 25th percentile

Grid, Document, Download, Close icons

Lifeguards

- Lifeguards, Ski Patrol, and Other Recreational Protective Service Workers ([33-9092](#))
- “Monitor recreational areas, such as pools, beaches, or ski slopes, to provide assistance and protection to participants.”

Region	Industry	Emp.	10 th Pct. Hourly Wage	Median Hourly Wage
North Carolina	All	4,550	\$10.78	\$13.00
North Carolina	Fitness and Recreational Sports Centers (NAICS) 71394	2,660	\$10.88	\$12.83
Charlotte-Concord-Gastonia, NC-SC MSA	All	1,840	\$10.62	\$13.15
Virginia Beach-Norfolk-Newport News VA-NC	All	1,380	\$12.46	\$14.67

Data available at: <https://d4.nccommerce.com/OESSelection.aspx>

Camp Counselors

- Recreation Workers ([39-9032](#))
- Conduct recreation activities with groups in public, private, or volunteer agencies or recreation facilities. Organize and promote activities, such as arts and crafts, sports, games, music, dramatics, social recreation, camping, and hobbies, taking into account the needs and interests of individual members.

Region	Industry	Emp.	10 th Pct. Hourly Wage	Median Hourly Wage
North Carolina	All	9,020	\$10.20	\$15.23
North Carolina	Local Government Excl Educ and Hosp	3,160	\$11.10	\$16.34
Charlotte-Concord-Gastonia, NC-SC MSA	All	1,970	\$10.56	\$15.05
Western North Carolina Nonmetropolitan Area	All	960	\$12.11	\$17.58

Data available at: <https://d4.nccommerce.com/OESSelection.aspx>

Mowing Lawns

- Landscaping and Groundskeeping Workers ([37-3011](#))
- Landscape or maintain grounds of property using hand or power tools or equipment. Workers typically perform a variety of tasks, which may include any combination of the following: sod laying, mowing, trimming, planting, watering, fertilizing, digging, raking, sprinkler installation, and installation of mortarless segmental concrete masonry wall units.

Region	Industry	Emp.	10 th Pct. Hourly Wage	Median Hourly Wage
North Carolina	All	33,450	\$14.00	\$17.74
North Carolina	Landscaping Services (NAICS 56173)	22,540	\$14.72	\$17.89
Charlotte-Concord-Gastonia, NC-SC MSA	All	9,260	\$14.64	\$18.00
North Carolina	Power/Communication System Construction (NAICS 23713)	70	\$23.79	\$26.07
Asheville MSA	All	1,480	\$14.56	\$18.08

Data available at: <https://d4.nccommerce.com/OESSelection.aspx>

Summer Counties

- Let's look at the counties that are most impacted by the summer vacation season by looking at the % of sales and taxable purchases each month
- Where to find data
 - NC Department of Revenue Monthly Sales and Purchases Data

FRAUD ALERT
Be aware of multiple fraudulent text scams requesting payment for NCDMV fees, fines or tolls. NCDMV will NEVER request payment by text. Please report it as spam and delete. [Read More](#)



- News
- Notices and Updates
- Press Releases
- Reports and Statistics

Search bar: [SEARCH](#)

POPULAR TOPICS

- Hurricane Helene Tax Relief
- Where's My Refund?
- File & Pay for Individuals

Reports and Statistics

Use this page to find information about tax statistics, reports, tax law changes, distributions, and more.



Tax Guides

[State and Local Taxes](#)

[Tax Law Changes](#)

[Property Tax Publications](#)

[IFTA Tax Publications](#)

[State Taxation and Nonprofit Organizations](#)



Analysis and Statistics

[Statistical Abstract of North Carolina Taxes](#)

[Biennial Tax Expenditure Report](#)

[State Sales and Use Tax Reports by Fiscal Year](#)

[Monthly Sales and Use Tax Statistics](#)

[Economic Incentive Reports](#)

[Corporate Income and Business Franchise Taxes](#)

Monthly Sales and Use Tax Statistics

- [Important: Notice of Change \(November 2015\)](#)
- [Important: Notice of Change \(July 2009\)](#)
- [Important: Notice of Change \(July 2005\)](#)
- [Important: Notice of Change \(January 2002\)](#)

Fiscal Year 2024-2025

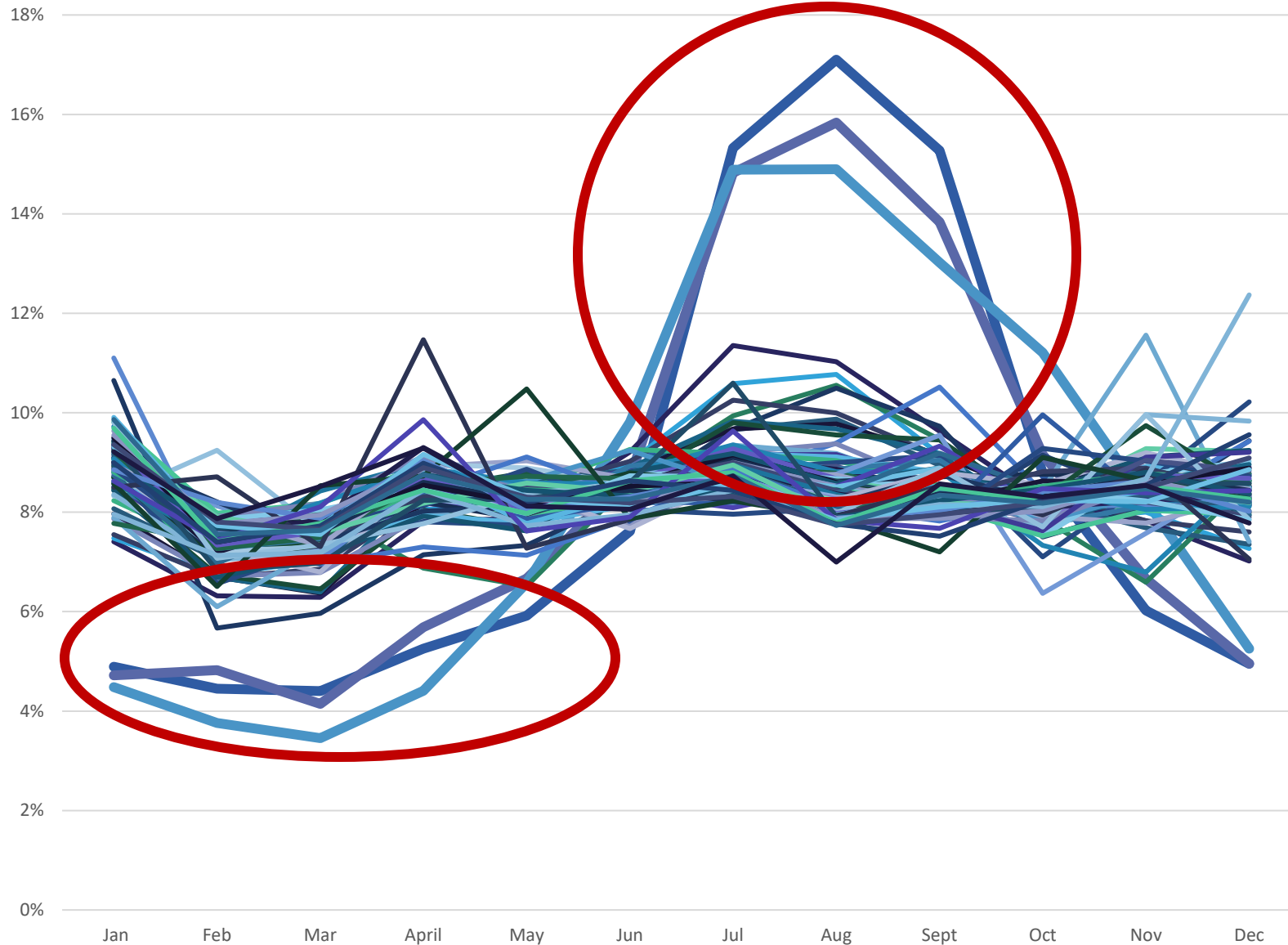
April 2025	pdf and excel	March 2025	pdf and excel
February 2025	pdf and excel	January 2025	pdf and excel
December 2024	pdf and excel	November 2024	pdf and excel
October 2024	pdf and excel	September 2024	pdf and excel
August 2024	pdf and excel	July 2024	pdf and excel

Fiscal Year 2023-2024

June 2024	pdf and excel	May 2024	pdf and excel
April 2024	pdf and excel	March 2024	pdf and excel
February 2024	pdf and excel	January 2024	pdf and excel

	A	B	C	D	E	F	G	H	I	J	K	L
1	MONTHLY REPORT OF STATE SALES AND USE TAX GROSS COLLECTIONS AND TAXABLE SALES											
2	Data are compiled from reports and remittances made by taxpayers, and are classified according to sales and use tax registrations. Detail data from this											
3	report may not be directly comparable to that in reports for other months because of corrections in registrations affecting collections and taxable sales											
4	within the business and county classifications, and changes in the sales and use tax law. NO county sales and use taxes are included in this report.											
5												
5	TABLE 1. STATE SALES AND USE TAX: GROSS COLLECTIONS AND TAXABLE SALES BY COUNTIES											
7												
3	December 2024 Report											
9		Gross	Taxable Sales				Gross	Taxable Sales				
0	County	Collections*	and Purchases*	County			Collections*	and Purchases*				
2	Alamance	\$ 14,465,407	\$ 303,935,025	Macon			\$ 3,658,882	\$ 76,864,133				
3	Alexander	1,561,128	32,791,284	Madison			1,025,112	21,436,114				
4	Alleghany	673,798	14,094,375	Martin			1,181,438	24,651,237				
5	Anson	944,860	19,781,545	McDowell			2,912,956	61,151,320				
6	Ashe	1,990,201	41,667,849	Mecklenburg			141,435,598	2,971,769,002				
7	Avery	2,179,434	45,611,923	Mitchell			997,542	20,977,461				
8	Beaufort	2,908,119	61,075,486	Montgomery			1,302,971	27,342,393				
9	Bertie	559,455	11,744,728	Moore			10,477,411	220,227,626				
0	Bladen	1,249,375	25,843,390	Nash			6,450,441	135,407,168				
1	Brunswick	12,900,705	270,983,218	New Hanover			28,780,711	605,553,923				
3	Buncombe	31,326,903	657,472,760	Northampton			579,129	12,179,322				
4	Burke	5,080,619	106,878,095	Onslow			13,877,542	291,921,390				
5	Cabarrus	22,780,424	478,889,697	Orange			11,653,223	245,036,356				
6	Caldwell	4,044,435	85,076,209	Pamlico			602,164	12,656,513				
7	Camden	518,804	10,463,629	Pasquotank			3,480,085	72,994,686				
8	Carteret	6,535,692	137,294,024	Pender			3,812,460	80,080,890				
9	Caswell	593,077	12,409,488	Perquimans			520,891	10,936,411				
0	Catawba	15,332,254	322,289,472	Person			2,120,169	44,575,566				
1	Chatham	5,547,222	116,684,880	Pitt			14,877,240	311,929,264				
2	Cherokee	2,182,397	45,822,246	Polk			1,067,720	22,367,965				
4	Chowan	928,144	19,526,521	Randolph			9,461,022	198,612,857				
5	Clay	665,255	13,995,077	Richmond			2,237,347	47,060,805				
6	Cleveland	7,223,257	151,267,095	Robeson			6,565,875	137,876,607				
7	Columbus	2,375,834	49,741,753	Rockingham			4,697,800	98,655,328				
8	Craven	7,026,047	147,655,815	Rowan			9,520,963	200,062,722				
9	Cumberland	24,423,825	513,597,924	Rutherford			3,971,950	83,469,361				
0	Currituck	2,131,069	44,647,807	Sampson			3,010,838	63,179,805				
1	Dare	5,690,111	118,710,546	Scotland			1,754,135	36,685,350				
2	Davidson	9,371,454	196,679,394	Stanly			4,599,700	96,809,031				
3	Davie	2,443,794	51,034,122	Stokes			1,925,431	39,355,778				
5	Duplin	3,983,442	83,666,495	Surry			5,587,219	117,429,788				
6	Durham	41,528,673	872,482,603	Swain			1,171,057	24,500,160				

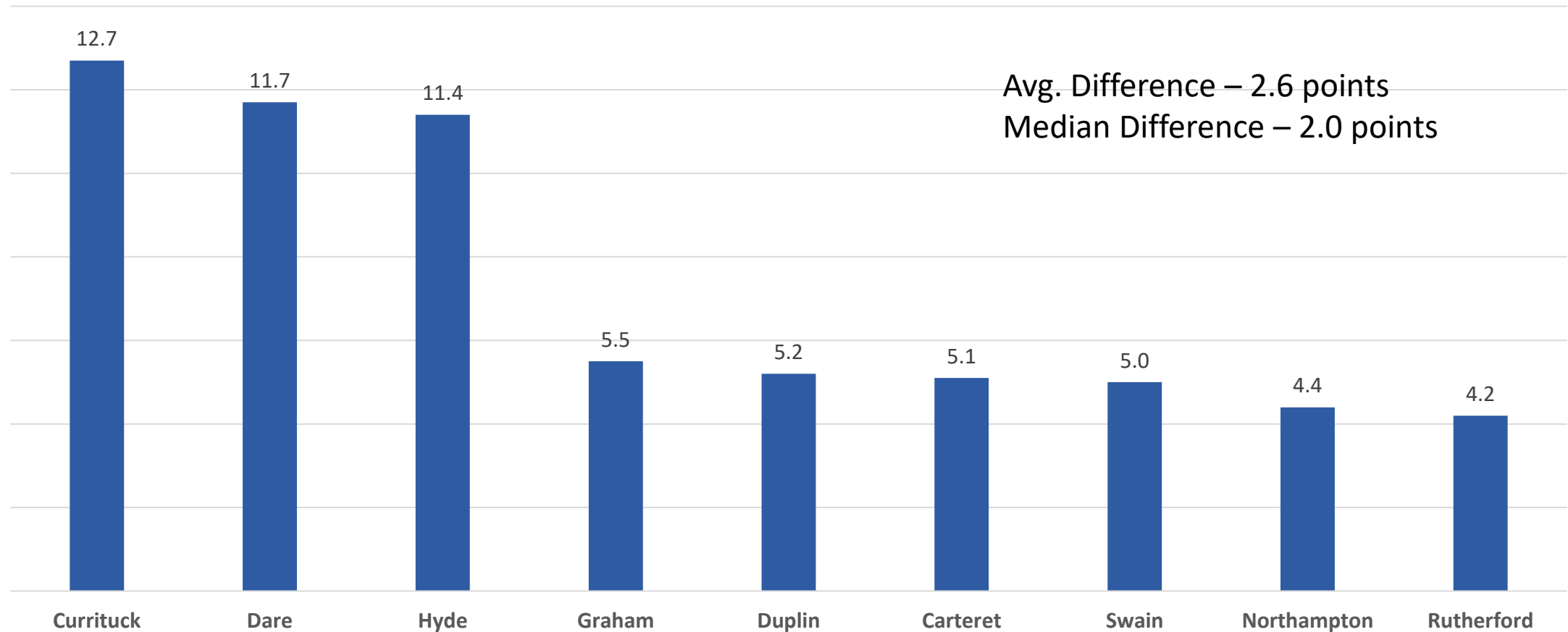
August 2024 Taxable Sales and Purchases as a % of 2024 Total Taxable Sales and Purchases by County



1. Currituck – 17%
2. Dare – 16%
3. Hyde – 15%
4. Carteret – 11%
5. Brunswick – 11%
6. Avery – 11%
7. Swain – 10%
8. Pender – 10%
9. Warren – 10%
10. Jackson – 10%

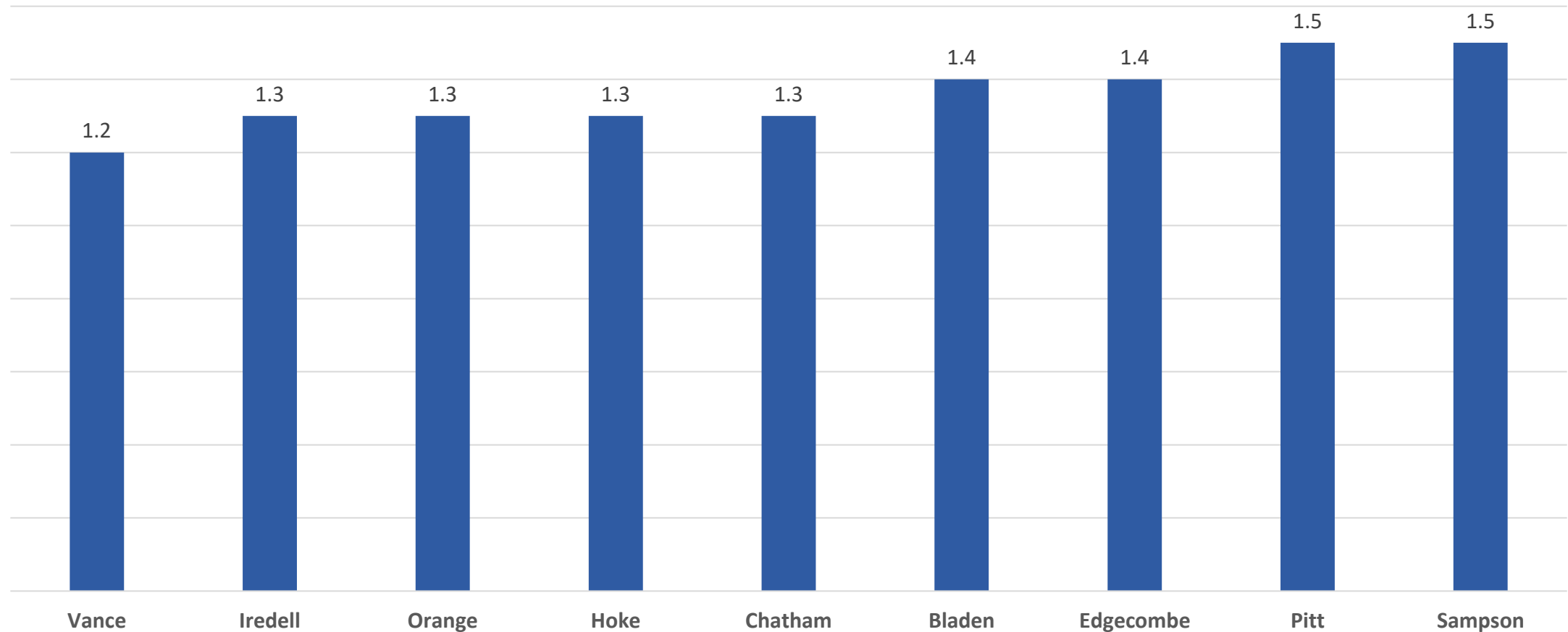
Counties with the greatest difference between high and low months

2024 Taxable Sales and Purchases



Counties with the smallest difference between high and low months

2024 Taxable Sales and Purchases





NC DEPARTMENT
of COMMERCE
LABOR & ECONOMIC
ANALYSIS

Thank You!

Jamie Vaughn

Jamie.Vaughn@commerce.nc.gov

Jeff Rosenthal

jeff.rosenthal@commerce.nc.gov