

LMI TUESDAY

What is North Carolina's Current Employment & Wage Profile? A Review of the Latest Occupational Data

July 7, 2026

Joshua G. Delatorre

Social Research Specialist

NC Department of Commerce - LEAD

Occupational Employment & Wage Statistics (OEWS):

- Is managed by BLS
- Produces employment & wage estimates based on occupations
- Covers workers in most nonfarm establishments
- Excludes self-employed, owners/partners of unincorporated firms, household workers, unpaid family workers.

U.S. Bureau of Labor Statistics



Questions to help us learn more about the OEWS program:

- 1. Who?**
- 2. What?**
- 3. Where?**
- 4. When?**
- 5. How?**
- 6. Why?**

Who carries out the work?

The United States Department of Labor's [Bureau of Labor Statistics](#) produces this data at the [national level](#) with the help of state partners collecting data for their particular state.

North Carolina's state partner for this program is the NC Department of Commerce, & it is carried out through the dedicated work of those in the Occupational Analysis Team in LEAD.

Who provides the data?

We collect data from a sample of establishments (chosen by BLS)

- Drawn using Quarterly Census of Employment & Wages (QCEW) information
 - UI-covered employment
- Approximately 6,700 establishments across the industry structure & across all regions in North Carolina

What is collected?

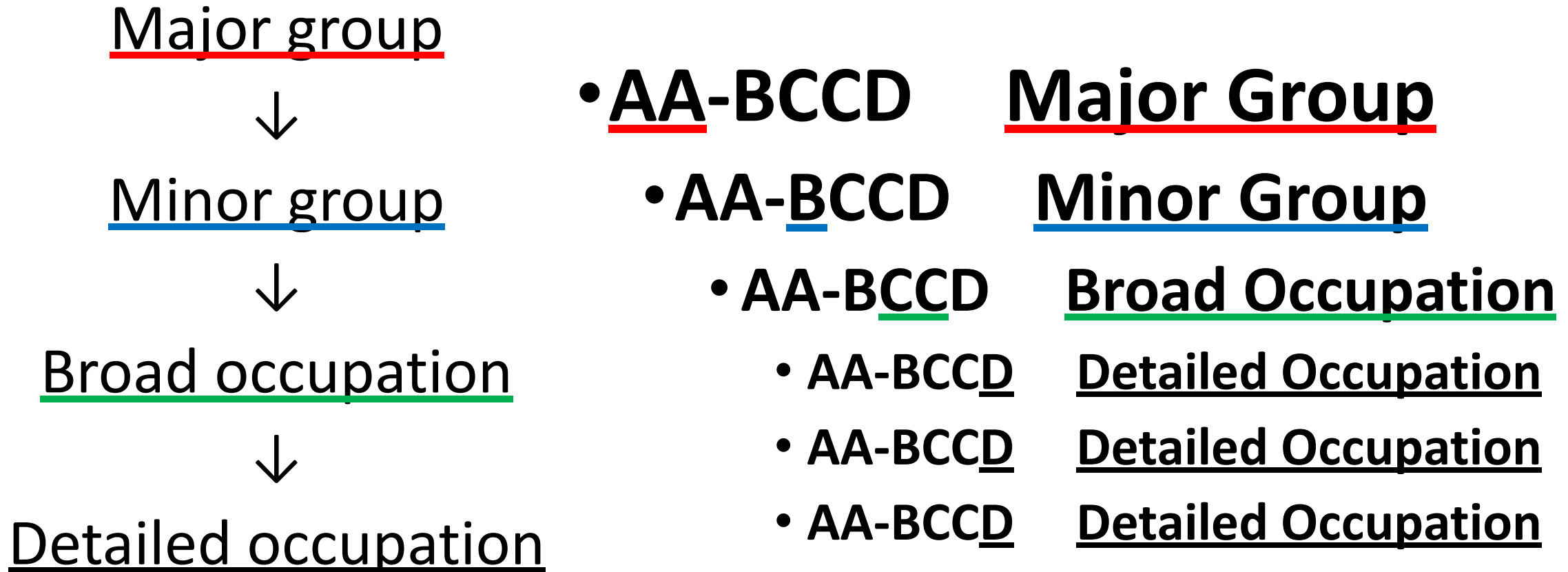
The information we collect include:

- Number of workers
- Job titles
- Wage information
- Description of job positions

Occupations

- The OEWS program uses the Standard Occupational Classification (SOC) system to classify jobs into occupations based on job duties.

Standard Occupational Classification (SOC) System



Standard Occupational Classification System

- 35-0000 Food Preparation & Serving Related Occupations
 - 35-2000 Cooks & Food Preparation Workers
 - 35-2010 Cooks
 - 35-2011 Cooks, Fast Food
 - 35-2012 Cooks, Institution & Cafeteria
 - 35-2013 Cooks, Private Household
 - 35-2014 Cooks, Restaurant
 - 35-2015 Cooks, Short Order
 - 35-2019 Cooks, All Other

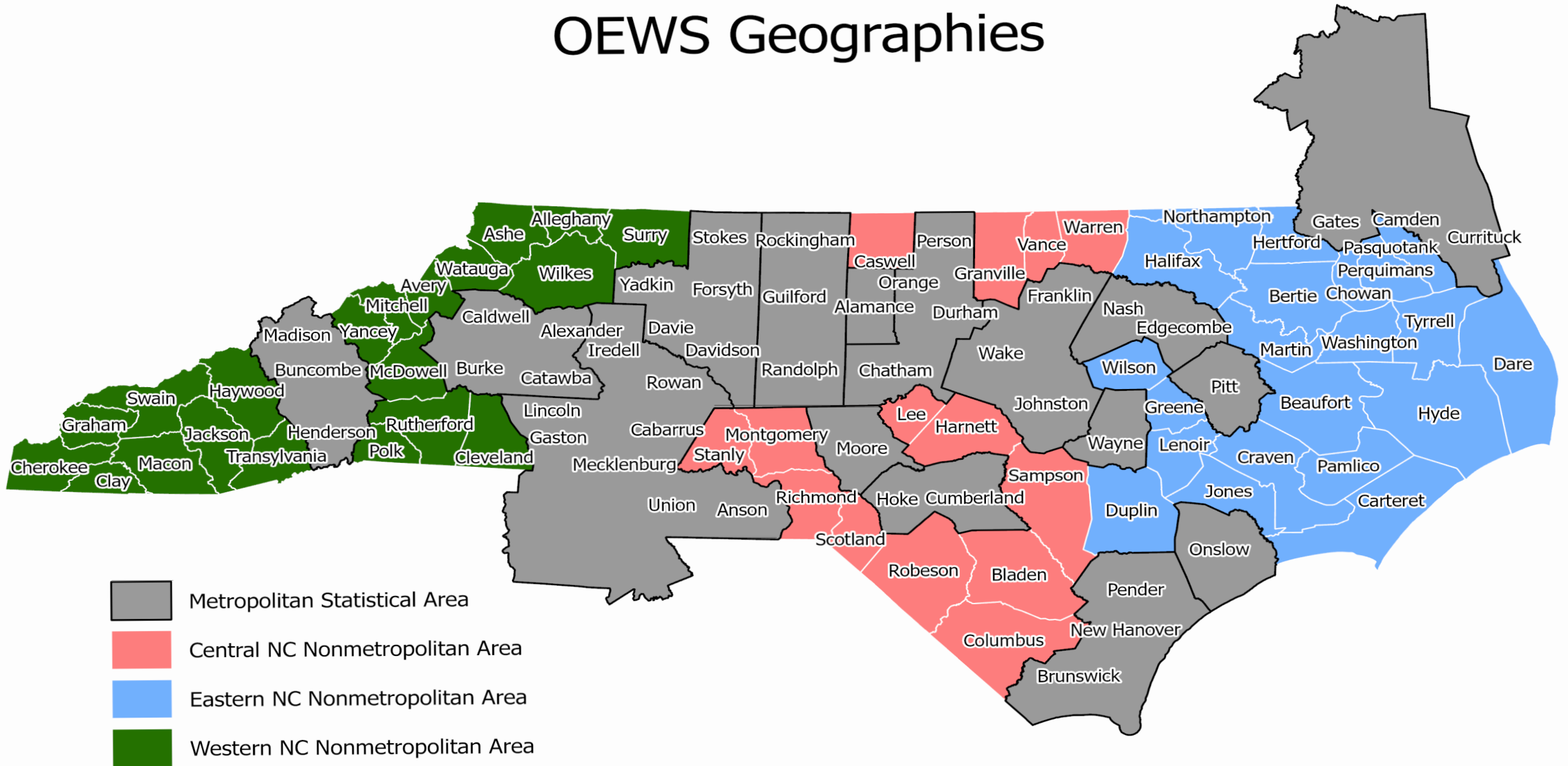
Major Groups/Occupational Families

- **11-0000 Management Occupations**
- **13-0000 Business & Financial Operations Occupations**
- **15-0000 Computer & Mathematical Occupations**
- **17-0000 Architecture & Engineering Occupations**
- **19-0000 Life, Physical, & Social Science Occupations**
- **21-0000 Community & Social Service Occupations**
- **23-0000 Legal Occupations**
- **25-0000 Educational Instruction & Library Occupations**
- **27-0000 Arts, Design, Entertainment, Sports, & Media Occupations**
- **29-0000 Healthcare Practitioners & Technical Occupations**
- **31-0000 Healthcare Support Occupations**
- **33-0000 Protective Service Occupations**
- **35-0000 Food Preparation & Serving Related Occupations**
- **37-0000 Building & Grounds Cleaning & Maintenance Occupations**
- **39-0000 Personal Care & Service Occupations**
- **41-0000 Sales & Related Occupations**
- **43-0000 Office & Administrative Support Occupations**
- **45-0000 Farming, Fishing, & Forestry Occupations**
- **47-0000 Construction & Extraction Occupations**
- **49-0000 Installation, Maintenance, & Repair Occupations**
- **51-0000 Production Occupations**
- **53-0000 Transportation & Material Moving Occupations**
- **55-0000 Military Specific Occupations**

Where?

- **National level**
- **State Level**
- **Metropolitan Statistical Area**
- **Nonmetropolitan Statistical Area**
- **Balance of State**

OEWS Geographies



Map Created June 2025

How? When?

- Collect data for 2 samples of employers each year (May & November). Work involves collecting, quality reviewing, coding, & processing data.
- May 2025 estimates publication includes data collected over the past 3 years.

Why?

- Produce employment & wage estimates
- Provide comprehensive information on occupations at multiple levels directly for public
- Feeds into projections, which provide information about future occupational growth & needs

Employment in North Carolina (May 2025)

- The occupations with the most employment in North Carolina are:

SOC	Occupation	Employment (statewide)
41-2031	Retail Salespersons	127,540
53-7062	Laborers & Freight, Stock, & Material Movers, Hand	116,720
29-1141	Registered Nurses	111,120
41-2011	Cashiers	106,440
35-3023	Fast Food & Counter Workers	92,230

Employment in North Carolina (May 2025)

Major Occupational Groups:

- The largest occupational family in North Carolina is Office & Administrative Support (SOC 43-0000) at 536,920.
- The smallest is Farming, Fishing, & Forestry (SOC 45-0000) at 6,940.

Wages in North Carolina (May 2025)

A Look at Wages in NC:

- Annual median wage across all occupations is \$47,970.
- Annual mean wage across all occupations is \$64,290.

Wages in North Carolina (May 2025)

- The occupational groups with highest annual median salaries in North Carolina are:

Code	Major Occupational Group	Median Salary (annual)
11-0000	Management Occupations	\$124,390
15-0000	Computer & Mathematical Occupations	\$107,600
17-0000	Architecture & Engineering Occupations	\$91,360
29-0000	Healthcare Practitioners & Technical Occupations	\$81,270
13-0000	Business & Financial Operations Occupations	\$80,230

NC Products that Incorporate OEWS Data

Demand Driven Data Delivery

4 DEMAND DRIVEN DATA DELIVERY

Data ▾ Other tools Resources ▾

Select Geography:

[Reset All Geographies](#)

[Select All Geographies](#)

North Carolina

Balance of State

Metropolitan Statistical Area (2013 Def)

Occupational Employment and Wages in North Carolina (OEWS) ?

Occupation:

00-0000 - Total All occupations
11-0000 - Management Occupations
13-0000 - Business and Financial Operations Occupations
15-0000 - Computer and Mathematical Occupations
17-0000 - Architecture and Engineering Occupations
19-0000 - Life, Physical, and Social Science Occupations
21-0000 - Community and Social Services Occupations
23-0000 - Legal Occupations
25-0000 - Education, Training, and Library Occupations

Industry:

000000-Cross-industry, private, federal, state, and local government
11 -Agriculture, Forestry, Fishing & Hunting
113 -Forestry and Logging
1133 -Logging
115 -Agriculture & Forestry Support Activity
1151 -Support Activities for Crop Production
1152 -Support Activities for Animal Production
21 -Mining

Data:

Employment
Employment Relative Standard Error
Response Rate(%)
Hourly wage; mean
Annual wage; mean
Wage Relative Standard Error
Hourly wage; 10th percentile
Hourly wage; 25th percentile
Hourly wage; median



Additional information regarding the OEWS program including data for the Nation and other states can be accessed on the Bureau of Labor Statistics website at <https://www.bls.gov/oes/home.htm>

[OEWS industry hierarchy](#)

[OEWS occupation hierarchy](#)

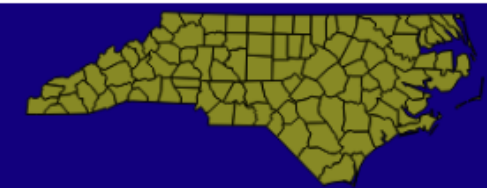
NC Products that Incorporate OEWS Data

Occupational Wage Lookup Dashboard



Wages | Areas | Instructions for Download

North Carolina 2025 Occupational Wage Lookup



Step 1: Select Area

Step 2: Select a Job Title

North Carolina

General and Operations Managers

To select a different SOC code or Official Occupation Category, click a different code/category.

Step 3: Select the most appropriate SOC Code or Occupation Category

SOC Code Official Occupation Category(ies) for Selected Job Title BLS Min Ed Req for Entry for Selected Job Title

11-1021

General and Operations Managers

Bachelor's degree

Plan, direct, or coordinate the operations of public or private sector organizations. Duties and responsibilities include formulating policies, managing daily operations, and planning the use of materials and human resources, but are too diverse and general in nature to be classified in any one functional area of management or administration, such as personnel, purchasing, or administrative services. Excludes First-Line Supervisors.

[Click here for more information about the necessary experience, education, and key skills and abilities for General and Operations Managers.](#)

Step 4: Select Industry Level

Step 5: Select industry(ies)

Step 6: Select Wage Type

Step 7: View data below. Missing values are suppressed.

All (NAICS 000000)

000000 -- Total, all industries

Annual

Note: Substate data only contains NAICS 000000 data.

To quickly deselect industries, check the "(All)" option at the top of the filter, then uncheck the same option. If you did it correctly, the bar should say "(None)".

Recap

1. The Occupational Employment & Wage Statistics program is a cooperative effort between the U.S. Dept. of Labor & States.
2. OEWS provides perhaps the most comprehensive picture of occupational employment & wages across the country, state, & regional geographies.
3. The latest NC occupational employment data are available now & can be accessed from [D4](#), our [dashboards](#), & the [BLS national](#) website.

Thank You!



NC DEPARTMENT
of **COMMERCE**
LABOR & ECONOMIC
ANALYSIS

Josh Delatorre

joshua.delatorre@commerce.nc.gov